

## Stage 1



10 Rifle

10 Handgun

4+ Shotgun



Gun Order:

Rifle

Shotgun

Handgun

Shotgun



Table

Table

Shotgun is staged on the left table, handguns are holstered. Shooter begins behind the left table, holding rifle as desired.

The bartender asked Mac, "Do you have any children?" Mac answered, "Yes, I have two wonderful children." Earl said, "Well, two out of five isn't bad." That's what started the gunfight.

Indicate ready by saying, **“Two out of five.”** At the beep...

Rifle: From the left table, sweep circles twice from either end. (Once each way is OK.)

Shotgun: From anywhere on firing line, engage **two** knock down targets.

Handguns: From the right table, sweep rectangles twice from either end. (Once each way is OK.)

Shotgun: From anywhere on firing line, engage any remaining knock down targets.

## Stage 2



10 Rifle

10 Handgun

4+ Shotgun



Gun Order:

Handguns

Rifle

Shotgun



Table

Table

Rifle and shotgun are staged on the left table. Shooter begins standing behind the right table touching handgun(s).

Earl said, "It's a scientific fact that things expand when subjected to heat." Mac replied, "You expect me to believe that you're not fat, just really hot?" That's what started the gunfight.

Indicate ready by saying, "**Just really hot.**" At the beep...

Handguns: From the right table, engage rectangles in a regressive sweep from either end. (Four on the first target, three on the second, two on the third and one on the fourth.)

Rifle: From the left table, engage circles in a regressive sweep from either end. (Four on the first target, three on the second, two on the third and one on the fourth.)

Shotgun: From anywhere on firing line, engage knock down targets.

## Stage 3

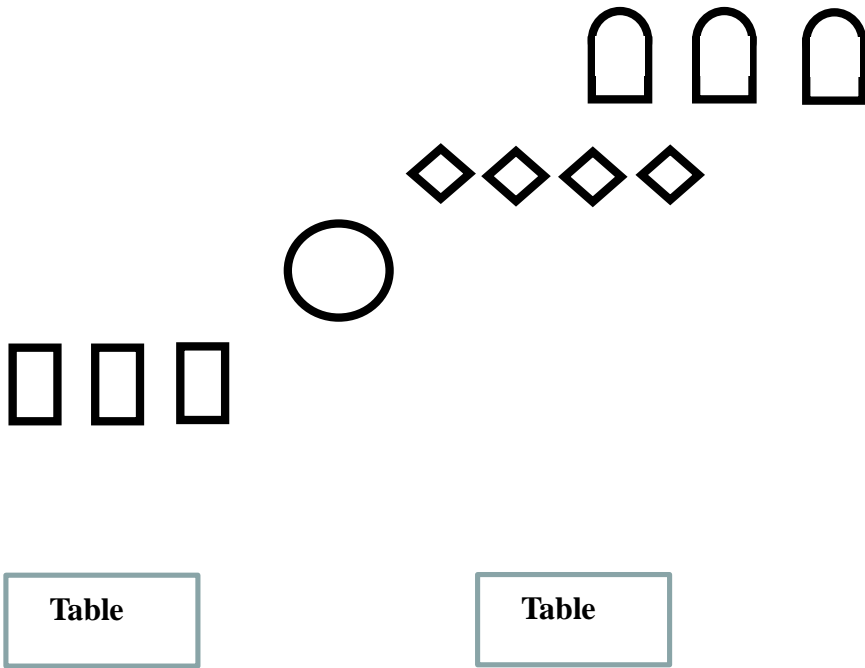
10 Rifle

10 Handgun

4+ Shotgun

### Gun Order:

Shooter's choice,  
but rifle may not  
be last.



Long guns are staged on the right table, handguns are holstered. Shooter begins behind either table with hands on hips.

Mac said, "I don't know why I keep gaining weight. I'm a light eater." Earl replied, "Yep, as soon as it's light, you start eating." That's what started the gunfight.

Indicate ready by saying, **"A light eater."** At the beep...

Rifle: From the right table, engage each tombstone once, then engage the circle four times, then engage each tombstone once again.

Shotgun: From anywhere on the firing line, engage knock down targets.

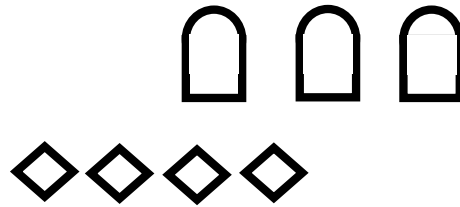
Handguns: From the left table, engage each rectangle once, then engage the circle four times, then engage each rectangle once again.

## Stage 4

10 Rifle  
10 Handgun  
4+ Shotgun

### Gun Order:

Handguns  
Rifle  
Shotgun



Rifle and shotgun are staged on the right table, handguns are holstered. Shooter begins behind the left table with hands on revolvers.

Earl asked, "Don't you think my sister has a pretty smile?" Mac said, "Last time I saw a mouth like that, it had a hook in it." That's what started the gunfight.

Indicate ready by saying, **“It had a hook in it.”** At the beep...

Handguns: From the left table, engage each rectangle at least three times, no double-taps.

Rifle: From the right table, engage each tombstone at least three times, no double-taps.

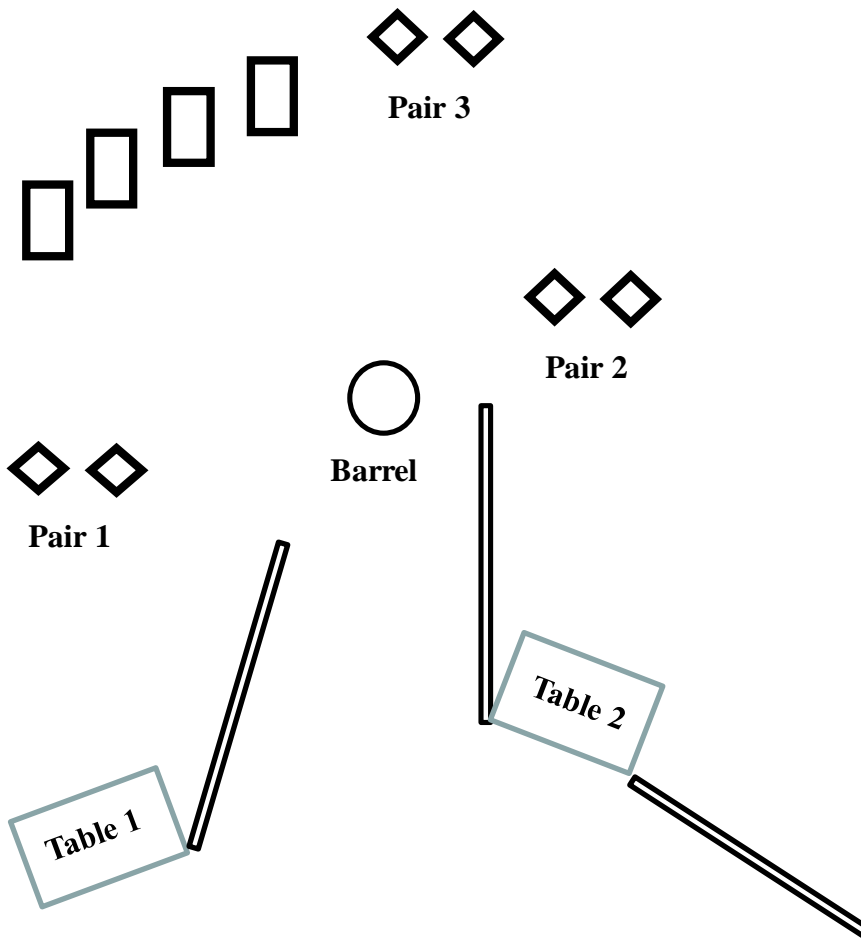
Shotgun: Engage knock down targets.

\* A continuous Nevada sweep won't get it done!

## Stage 5

10 Rifle  
10 Handgun  
6+ Shotgun

Gun Order:  
Rifle  
Shotgun  
Handguns



Long guns are staged on table 1, handguns are holstered. Shooter begins with both hands on table 1.

Earl told Mac, "I've quit chewing tobacco. I feel better and now it's safer for you to drink out of those old beer cans around the house." That's what started the gunfight.

Indicate ready by saying, **"I've quit!"** At the beep...

Rifle: From behind table 1, engage two of the rectangles twice each and the other two three times each, in any order. Discard rifle pointing toward berm but do not break the 170.

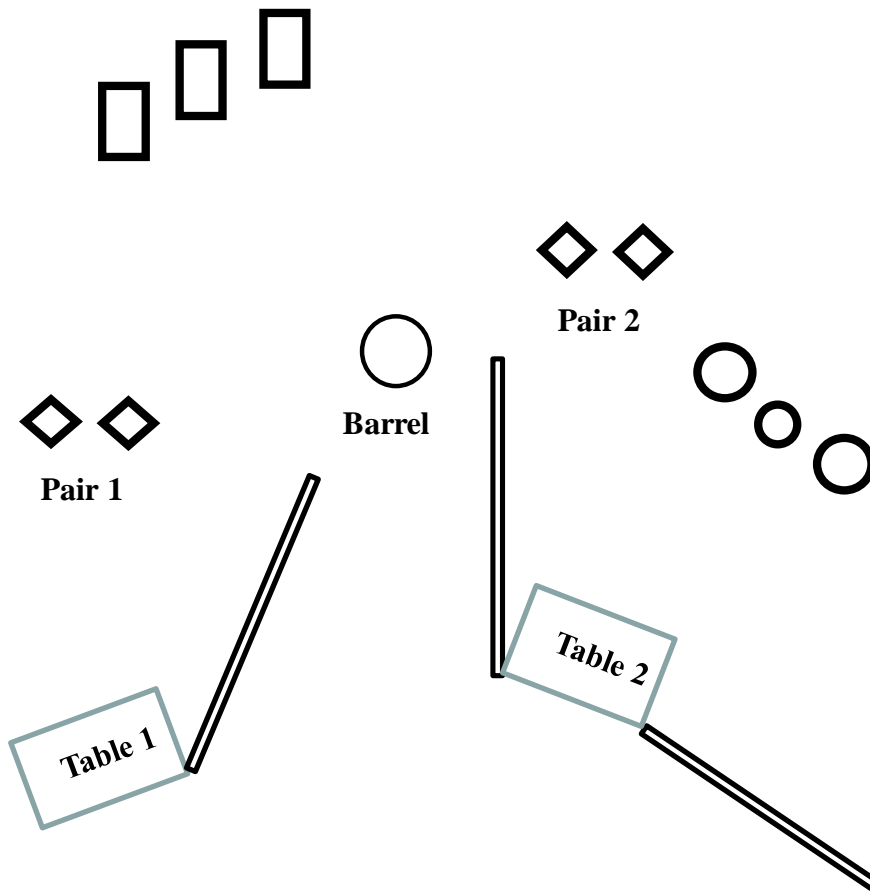
Shotgun: From behind table 1 (left of the fence), engage first pair of knock down targets. Move to table 2 and engage second pair of knock down targets (right of the fence). Move to barrel and engage third pair of knock down targets. Shotgun targets may only be engaged from their specified positions.

Handguns: From barrel, engage two of the rectangles twice each and the other two three times each, in any order.

## Stage 6

10 Rifle  
10 Handgun  
4+ Shotgun

Gun Order:  
Rifle  
Shotgun  
Handguns



Rifle and shotgun are staged on table 1, handguns are holstered. Shooter begins with both hands on table 1.

Earl said, "It's nice that you and your wife travel a lot." Mac replied, "I take her everywhere, but she keeps finding her way back." That's when she started a gunfight.

Indicate ready by saying, **“Found her way back again.”** At the beep...

Rifle: From behind table 1, double-tap the outside rectangles, then engage middle rectangle once and repeat instruction. Discard rifle pointing toward berm but do not break the 170.

Shotgun: From behind table 1 (left of the fence), engage first pair of knock down targets. From table 2 (right of the fence), engage second pair of knock down targets. Shotgun targets may only be engaged from their specified positions.

Handguns: From table 2, double-tap the outside circles, then engage middle circle once. Move to barrel, then double-tap the outside rectangles, then engage middle rectangle.